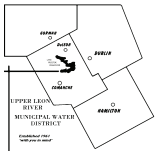



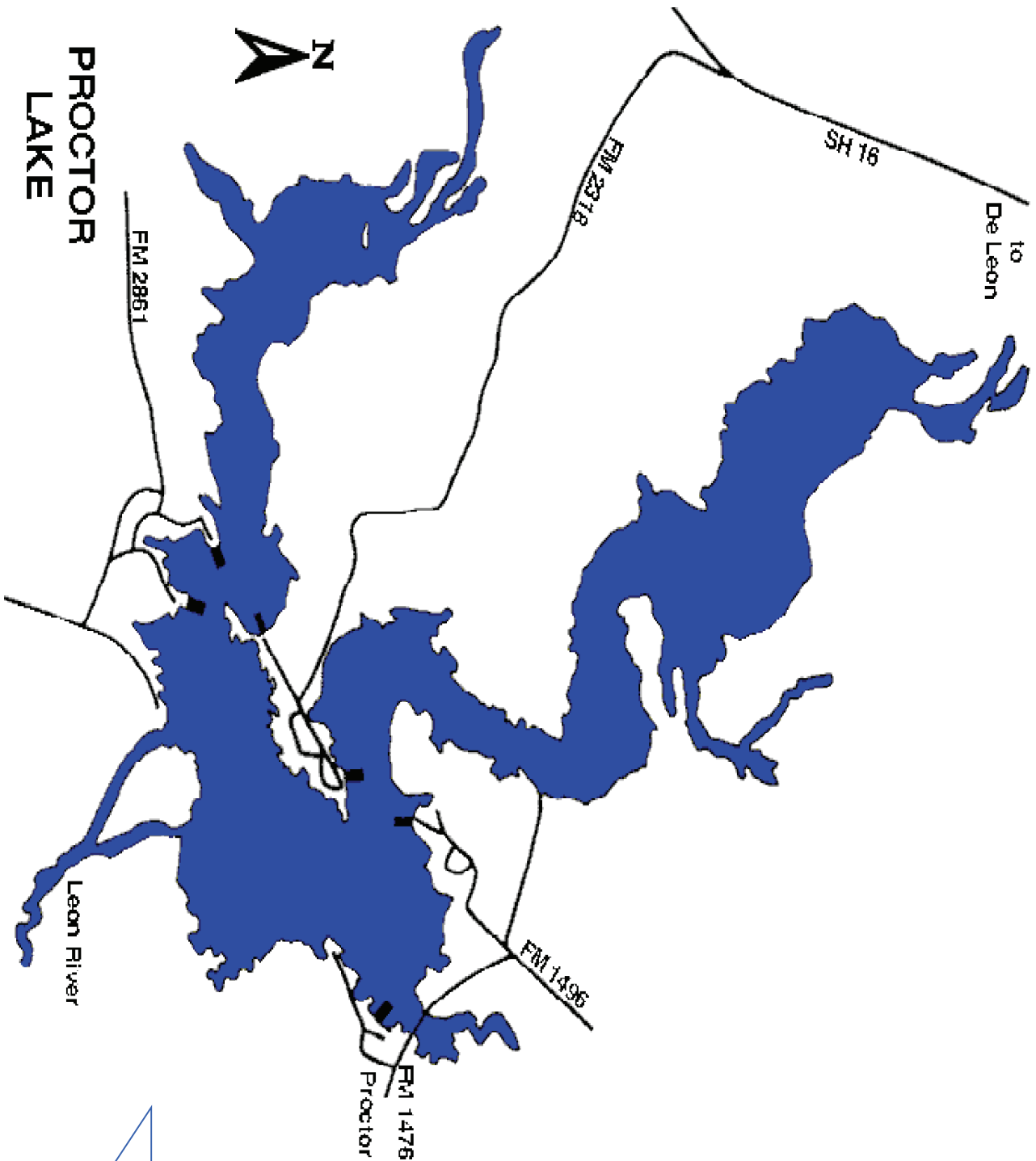
# **2008 Annual Drinking Water Quality Report**

2250 Highway 2861 General Office & Proctor Water Treatment Plant (254) 879-2258

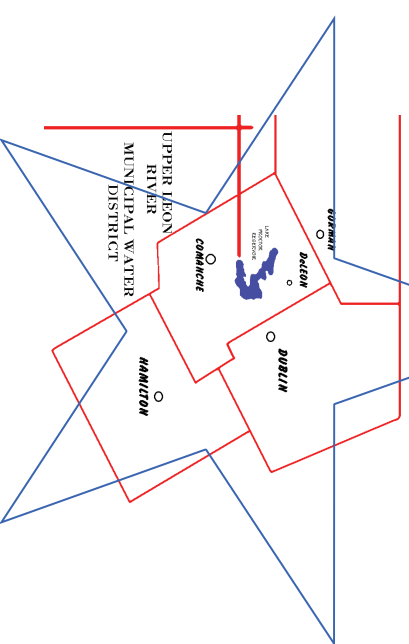
This annual Drinking Water Report, also known as the Consumer Confidence Report, is from you water supplier, **Upper Leon River Municipal Water District**. It provides detailed information about your drinking water so that you can be informed and have confidence in the product we deliver. The Water District employees take pride in producing and delivering water to your tap that meets or exceeds federal and state standards. The information being provided in this report is for the appropriate reporting year as required by federal and state guidelines. Additional information may be obtained by contacting the Water District's General Office, located adjacent to Lake Proctor Dam, from 8:00 a.m. to 4:30 p.m. Monday thru Friday. The phone number is (254) 879-2258.



**Upper Leon River  
Municipal Water District  
Water Department  
2250 Highway 2861  
Comanche, Texas 76442**



The General Office of the Upper Leon River Municipal Water District and the Proctor Water Treatment Plant are located adjacent to Lake Proctor Dam off of FM 2861. General Office hours are 8:00a to 4:30p, Monday thru Friday and the phone number is (254) 879-2258 or (254) 879-2259. Visit our website @ <http://www.ulrwmwd.com>



**SPECIAL NOTICE**  
**for the ELDERLY, INFANTS, CANCER**  
**PATIENTS, people with HIV/AIDS,**  
**or other immune problems**

Some people may be more vulnerable to contaminants in drinking water than the general population. Immuno-compromised persons such as persons with cancer undergoing chemotherapy, persons who have undergone organ transplants, people with HIV/AIDS or other immune system disorders, some elderly, and infants can be particularly at risk from infections. These people should seek advice about drinking water from their health care providers. EPA/Centers for Disease Control and Prevention (CDC) guidelines on appropriate means to lessen the risk of infection by *Cryptosporidium* and other microbial contaminants are available from the Safe Drinking Water Hotline (1-800-426-4791).

**Where do we get our water?.....**

Upper Leon River Municipal Water District customers receive treated water supplied from Proctor Lake, which is classified as a surface water supply. This water receives full treatment at the Upper Leon River MWD Proctor Treatment Plant, as prescribed by federal and state regulatory agencies. The entire process is monitored continually for compliance and quality control by certified and experienced operators who are always willing to answer questions.

TCEQ is updating a Source Water Susceptibility Assessment for Lake Proctor and the results will be provided us this year. The report describes susceptibility and type of constituents that may come into contact with Lake Proctor water based on human activities and natural conditions. This information will allow us to focus our source water protection strategies. We do not receive water from any other systems, but if we did their susceptibility would not be included in this report. For more information on source water assessments and protection efforts at our system, please contact us at your convenience.

**Our Drinking Water Meets or Exceeds All Federal**  
**(EPA) Drinking Water Requirements**

This report summarizes the quality of the water provided our customers. The analysis was made by using the data from the most recent U.S. Environmental Protection Agency (EPA) required tests and is presented in the attached pages. We hope this information helps you become more knowledgeable about what is in your drinking water.

**ALL drinking water may contain contaminants.**

When drinking water meets federal standards there may not be any health based benefits to purchasing bottled water or point of use devices.

The sources of drinking water (both tap water and bottled water) include rivers, lakes, streams, ponds, reservoirs, springs, and wells. As water travels over the surface of the land or through the ground, it dissolves naturally-occurring minerals, and in some cases, radioactive materials, and can pick up substances resulting from the presence of animals or from human activity. Contaminants that may be present in source water before treatment include: microbes, inorganic contaminants, pesticides, herbicides, radioactive contaminants, and organic chemical contaminants.

Drinking water, including bottled water, may reasonably be expected to contain at least small amounts of some contaminants. The presence of contaminants does not necessarily indicate that water poses a health risk. More information about contaminants and potential health effects can be obtained by calling the EPA's Safe Drinking Water Hotline (1-800-426-4791).

**En Español**

Este informe incluye información importante sobre el agua potable. Si tiene preguntas o comentarios sobre este informe en español, favor de llamar al tel. (619) 813-4432 para hablar con una persona bilingüe en español.

**PUBLIC PARTICIPATION**  
**OPPORTUNITIES**

There will be a review of this Consumer Confidence Report by the Upper Leon River MWD Board of Directors in open meeting to be held: **DATE:** May 18th and June 22nd, 2009; **TIME:** 6:30 PM; **LOCATION:** General Office, 2250 Highway 2861, Comanche (by Lake Proctor Dam) For more information, **PHONE NO:** (254)-879-2258.

## ***Understanding the Tables***

### **DEFINITIONS & ABBREVIATIONS:**

**Maximum Contaminant Level (MCL)** - The highest permissible level of a contaminant in drinking water. MCLs are set as close to the MCLGs as feasible using the best available treatment technology.

**Maximum Contaminant Level Goal (MCLG)** - The level of a contaminant in drinking water below which there is no known or expected health risk. MCLGs allow for a margin of safety.

**Maximum Residual Disinfectant Level (MRDL)** - The highest level of disinfectant allowed in drinking water. There is convincing evidence that addition of a disinfectant is necessary for control of microbial contaminants.

**Maximum Residual Disinfectant Level Goal (MRDLG)** - The level of a drinking water disinfectant below which there is no known or expected risk to health. MRDLGs do not reflect the benefits of the use of disinfectants to control microbial contamination.

**Treatment Technique (TT)** - A required process intended to reduce the level of a contaminant in drinking water.

**Action Level (AL)** - The concentration of a contaminant which, if exceeded, triggers treatment or other requirements which a water system must follow.

**NTU - Nephelometric Turbidity Units.** This is the unit used to measure water turbidity.

**Turbidity** - a measurement of cloudiness of water. A good indicator of effectiveness of a filtration system.

**MFL** - million fibers per liter (a measure of asbestos)

**pCi/L** - Picocuries per liter. Unit of measurement for radioactivity.

**ppm** - Parts per million or milligrams per liter (mg/l)

**ppb** - Parts per billion or micrograms per liter (µg/l)

**ppt** - parts per trillion, or nanograms per liter

**ppq** - parts per quadrillion, or picograms per liter

**Secondary Constituents.** . . . *Many constituents (such as calcium, sodium, or iron) which are often found in drinking water, can cause taste, color, and odor problems. The taste and odor constituents are called secondary constituents and are regulated by the State of Texas, not EPA. These constituents are not causes for health concerns. Therefore, secondaries are not required to be reported in this document but they may greatly affect the appearance and taste of your water.*

## **ADDITIONAL INFORMATION AVAILABLE FROM YOUR LOCAL SUPPLIER**

There are many opportunities available to learn more about water quality, water treatment, and the Upper Leon River MWD. For questions or concerns about water quality, to request a speaker for a group, or to book a tour of the facility, call the Proctor Water Treatment Plant @ (254) 879-2258 or visit the website [www.ulrmwd.com](http://www.ulrmwd.com).

Contact the General Office at the above number for further details or other opportunities to have your questions answered.

**TASTE & ODOR ( T & O ). . .** Water quality is often judged by its aesthetic qualities, specifically its taste or odor. Regardless of the source, water can be very safe to drink and still have an unpleasant taste and odor. Taste and odor are aesthetic qualities – not always health-related concerns – and microscopic organisms such as algae that can create these taste and/or odor problems are typically more abundant during the hot summer months. However, episode events may occur such as a change in temperature, or excessive rainfall and flooding, or any number of other reasons that may cause noticeable changes. Additionally, distribution systems conveying the water to a service, or the localized plumbing including hot water heaters, may also cause T & O concerns. Whatever the cause of unpleasant tastes and odors, be assured that the water treatment plant and distribution system operators and technicians, at Upper Leon River Municipal Water District, continually study the best ways to treat our water, and minimize the impact of taste and odor episodes, and to provide a safe reliable supply to your tap.

### **About The Following Pages and Attached Tables**

The pages that follow list all of the federally regulated or monitored contaminants which have been found in your drinking water. The U.S. EPA requires water systems to test up to 97 contaminants. As noted, the attached tables contain the contaminants which were detected in you drinking water during the reporting period. **It's important to understand that a "detect" indicates only that a measurable quantity could be measured above a minimal detectable value but, a detect does not necessarily indicate that the "detected level" poses a health threat or is a health concern.** Again, you may refer to the Safe Drinking Water Hotline (1-800-426-4791) that is available for additional information.

**Total Coliform** REPORTED MONTHLY TESTS FOUND NO COLIFORM BACTERIA.

**Fecal Coliform** REPORTED MONTHLY TESTS FOUND NO FECAL COLIFORM BACTERIA.

**Maximum Residual Disinfectant Level**

Systems must complete and submit disinfection data on the Surface Water Monthly Operations Report (SWMOR). On the CCR report, the system must provide disinfectant type, minimum, maximum and average levels.

Year	Disinfectant	Average Level	Minimum Level	Maximum Level	MRDL	MRDLG	Unit of Measure	Source of Chemical
2008	Chloramine	3.9	0.5	6.5	4	< 4.0	ppm	Disinfectant used to control microbes

**Total Organic Carbon**

Total organic carbon (TOC) no health effects. The disinfectant can combine with TOC to form disinfection byproducts. Disinfection is necessary to ensure that water does not have unacceptable levels of pathogens. Byproducts of disinfection include trihalomethanes (THMs) and haloacetic acids (HAA) which are reported elsewhere in this report.

Year	Contaminant	Average Level	Minimum Level	Maximum Level	Unit of Measure	Source at Contaminant
2008	Source Water	7.70	7.30	8.33	ppm	Naturally present in the environment.
2008	Drinking Water	6	5.4	6.85	ppm	Naturally present in the environment.
2008	Removal Ratio	0.76	0.44	1.1	% removal*	NA

\*Removal ratio is the percent of TOC removed by the treatment process divided by the percent of TOC required by TCEQ to be removed.

**Disinfection Byproducts**

Year	Contaminant	Average Level	Minimum Level	Maximum Level	MCL	Unit of Measure	Source of Contaminant
2008	Total Haloacetic Acids	31.9	31.9	31.9	60	ppb	Byproduct of drinking water disinfection.
2008	Total Trihalomethanes	52.5	52.5	52.5	80	ppb	Byproduct of drinking water disinfection.

**Unregulated Initial Distribution System Evaluation for Disinfection Byproducts** WAIVED OR NOT YET SAMPLED

**Unregulated Contaminants**

Bromoform, chloroform, dichlorobromomethane, and dibromochloromethane are disinfection byproducts. There is no maximum contaminant level for these chemicals at the entry point to distribution.

Year or Range	Contaminant	Average Level	Minimum Level	Maximum Level	Unit of Measure	Source of Contaminant
2008	Chloromethane	3.7	3.7	3.7	ppb	
2008	Chloroform	4.9	4.9	4.9	ppb	Byproduct of drinking water disinfection.
2008	Bromoform	6.6	6.6	6.6	ppb	Byproduct of drinking water disinfection.
2008	Bromodichloromethane	12	12	12	ppb	Byproduct of drinking water disinfection.
2008	Dibromochloromethane	12	12	12	ppb	Byproduct of drinking water disinfection.

**Turbidity**

Turbidity has no health effects. However, turbidity can interfere with disinfection and provide a medium for microbial growth. Turbidity may indicate the presence of disease-causing organisms. These organisms include bacteria, viruses, and parasites that can cause symptoms such as nausea, cramps, diarrhea and associated headaches.

Year	Contaminant	Highest Single Measurement	Lowest Monthly % of Samples Meeting Limits	Turbidity Limits	Unit of Measure	Source of Contaminant
2008	Turbidity	0.30	100.00	0.3	NTU	Soil runoff.

**Lead and Copper**

Year	Contaminant	The 90th Percentile	Number of Sites Exceeding Action Level	Action Level	Unit of Measure	Source of Contaminant
1999	Lead	4.1	0	15	ppb	Corrosion of household plumbing systems; erosion of natural deposits.
1999	Copper	0.047	0	1.3	ppm	Corrosion of household plumbing systems; erosion of natural deposits; leaching from wood preservatives.

**Additional Health Information for Lead**

All water systems are required by EPA to report the language below starting with the 2009 CCR to be delivered to you by July of 2010. We are providing this information now as a courtesy.

*"If present, elevated levels of lead can cause serious health problems, especially for pregnant women and young children. Lead in drinking water is primarily from materials and components associated with service lines and home plumbing. This water supply is responsible for providing high quality drinking water, but cannot control the variety of materials used in plumbing components. When your water has been sitting for several hours, you can minimize the potential for lead exposure by flushing your tap for 30 seconds to 2 minutes before using water for drinking or cooking. If you are concerned about lead in your water, you may wish to have your water tested. Information on lead in drinking water, testing methods, and steps you can take to minimize exposure is available from the Safe Drinking Water Hotline or at <http://www.epa.gov/safewater/lead>*

**Inorganic Contaminants**

Year or Range	Contaminant	Average Level	Minimum Level	Maximum Level	MCL	MCLG	Unit of Measure	Source of Contaminant
2008	Fluoride	0.11	0.11	0.11	4	4	ppm	Erosion of natural deposits; water additive which promotes strong teeth; discharge from fertilizer and aluminum factories.
2008	Nitrate	0.12	0.12	0.12	10	10	ppm	Runoff from fertilizer use; leaching from septic tanks, sewage; erosion of natural deposits.
2006	Gross beta emitters	8.1	8.1	8.1	50	0	pCi/L	Decay of natural and man-made deposits.

**Organic Contaminants** TESTING WAIVED, NOT REPORTED, OR NONE DETECTED

**Secondary and Other Constituents Not Regulated**

(No associated adverse health effects)

Year or Range	Constituent	Average Level	Minimum Level	Maximum Level	Secondary Limit	Unit of Measure	Source of Constituent
2008	Bicarbonate	131	131	131	NA	ppm	Corrosion of carbonate rocks such as limestone.
2008	Chloride	102	102	102	300	ppm	Abundant naturally occurring element; used in water purification; byproduct of oil field activity
2008	pH	7.3	7.3	7.3	>7.0	units	Measure of corrosivity of water.
2008	Sulfate	70	70	70	300	ppm	Naturally occurring; common industrial byproduct; byproduct of oil field activity.
2008	Total Alkalinity as CaCO <sub>3</sub>	107	107	107	NA	ppm	Naturally occurring soluble mineral salts.
2008	Total Dissolved Solids	358	358	358	1000	ppm	Total dissolved mineral constituents in water.